


# **TC-Toolbox for MATLAB®**

**SDK Programmer's Guide**

**Thermo-Calc Version 2017a**



Copyright 2017 Thermo-Calc Software AB. All rights reserved.

Information in this document is subject to change without notice. The software described in this document is furnished under a license agreement or nondisclosure agreement. The software may be used or copied only in accordance with the terms of those agreements.

Thermo-Calc Software AB

Råsundavägen 18, SE-169 67 Solna, Sweden

+46 8 545 959 30

[documentation@thermocalc.com](mailto:documentation@thermocalc.com)

[www.thermocalc.com](http://www.thermocalc.com)

---

# Introduction to the TC-Toolbox for MATLAB®

---

Thermo-Calc is a general software package for manipulation of thermodynamic quantities and multicomponent phase equilibrium calculations. Currently, there are three application programming interfaces available for Thermo-Calc: TQ-Interface, TC-API and TC-Toolbox for MATLAB. In this guide TC-Toolbox for MATLAB, the interface between Thermo-Calc and MATLAB®, is discussed.

## In this section:

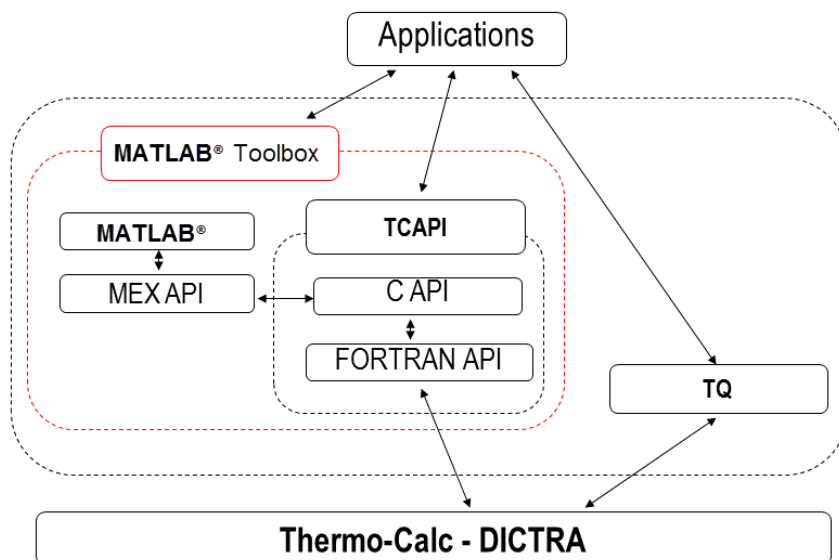
About TC-Toolbox for MATLAB® .....	5
Installing TC-Toolbox for MATLAB® .....	7
TC-Toolbox for MATLAB Examples .....	8

## About TC-Toolbox for MATLAB®

The concept of the application programming interfaces for Thermo-Calc is that an application programmer does not need to understand the Thermo-Calc kernel but can use its powerful features in other programs.

MATLAB® is a flexible software for technical computing and visualization of data. The software has more than 600 mathematical, statistical and engineering functions, and graphical capabilities. It is a matrix-oriented programming language and contains compilers, links and libraries for different scientific applications. This flexibility is enhanced with being able to retrieve thermodynamic and kinetic quantities through the TC-Toolbox for MATLAB®. This programming interface is ideal for fast realization of ideas during research and development activities.

### Thermo-Calc APIs



To be able to call MATLAB from programs written in C or FORTRAN there are MEX-files (MATLAB Executable) included with the MATLAB software. These MEX-files were utilised when interfacing MATLAB with Thermo-Calc.

For every Thermo-Calc function implemented in the MEX-files there is a corresponding m-file, making it possible to call Thermo-Calc from MATLAB just by running the corresponding m-file.



More than 50 commands are available for the application programmer. For more information, general functionality and applications of the MATLAB software refer to the documentation provided by the MathWorks Ltd. ([www.mathworks.com/help/](http://www.mathworks.com/help/)).

---

## Installing TC-Toolbox for MATLAB®

---

TC-Toolbox for MATLAB® needs to be installed on the same computer or on a server with the Thermo-Calc software and database package. TC-Toolbox for MATLAB is available for Windows operating systems.



For installation details, see in the *Thermo-Calc Installation Guide* .

### Test the Installation

Once the installation is complete, you can test the connectivity in MATLAB.

Start MATLAB and type: **tc\_init\_root** in the command window and press return. This should result in no return message for a successful installation. All of the commands available in the toolbox are described in this document.

To get a short description of each command type in the command window **help Thermo-Calc-Toolbox X** (where X is the installed version number of the toolbox).

## TC-Toolbox for MATLAB Examples

Examples for the TC-Toolbox are placed under MATLAB in the same documents folder as the Thermo-Calc files (My Documents or Public Documents):

```
..\Documents\MATLAB\Thermo-Calc-Toolbox-X\Examples
```

Where *X* is the installed version number of the toolbox.

For most installations the examples are available in the MATLAB window when the software is opened.



For installation details, see in the *Thermo-Calc Installation Guide*.

### Example Descriptions

Example Name	Description
ex01.m	Calculation of a single equilibrium in Fe-Cr-C at 1200 K.
ex02.m	Calculation of a molar Gibbs energy surface in an Al-Cu-Si alloy.
calc_para_eq.m	Example 3. calc_para_eq.m (calls the functions paraf.m and qparaf.m)
paraf.m	Calculation of paraequilibrium and quasi-paraconditions for an alloy with at least one interstitial component (e.g. N or C).
qparaf.m	Demonstrates also the coding of an interactive program.
ex04.m	Calculation of the so-called T-zero line in Fe-C.
ex05.m	Calculation of the influence of composition on the A3 temperature in an Fe-Cr-C alloy. The A3 temperature is calculated for a large number of uniformly distributed compositions in composition space. The carbon content belongs to the interval [1E-4;5E-3] (weight fraction) and the chromium content belongs to the interval [1E-2;3E-2]. The relative frequency (the fraction) of compositions belonging to a certain A3 temperature interval is then plotted.
ex06_	Calculation of interfacial energy between BCC and M7C3 for a Fe-12Cr-

<b>Example Name</b>	<b>Description</b>
interfacial_ energy.m	0.1C alloy.



---

## Commands in TC-Toolbox for MATLAB®

---



To avoid conflict with reserved names all commands in the TC-Toolbox for MATLAB® start with **tc\_** and the DICTRA module commands start with **dic\_**.

Group	Description
<a href="#">"tc_root" on the next page</a>	General information and miscellaneous commands
<a href="#">"tc_database" on page 12</a>	Information and commands in the database module
<a href="#">"tc_system" on page 13</a>	Information and commands in the database module
<a href="#">"tc_util" on page 17</a>	Various commands e.g. "tc_define_system"
<a href="#">"tc_ges5" on page 18</a>	Information and commands in the GES5 module
<a href="#">"dic_dictra" on page 19</a>	Information and commands in the DICTRA module

## tc\_root


Name	Arguments	Description
<code>tc_init_root</code>	None	Initialise the Thermo-Calc subsystem. Must be called before any other command in the Toolbox.
<code>tc_deinit</code>	None	Closes the Thermo-Calc session and returns the license key.
<code>tc_version</code>	string: version_name	Returns the current version of the Thermo-Calc subsystem.
<code>tc_poly3_command</code>	string: command	Sends a command to the POLY-3 module.
<code>tc_read_poly3_file</code>	string: file_name	Reads stored POLY-3 file name.
<code>tc_save_poly3_file</code>	string: file_name	Saves a POLY-3 file name.

## tc\_database

Name	Arguments	Description
tc_append_database	string: database_name	Appends database name.
tc_element_select	string: element_name	Selects an element name from the current database.
tc_get_data	None	Executes the GET_DATA command.
tc_open_database	string: database_name	Opens a named database.
tc_phase	integer: no_phases string array phase_names	Returns the number (no.) of phases and the phase names.
tc_phase_reject	string: phase_name	Rejects phase name in the current database.
tc_phase_select	string: phase_name	Selects phase name in the current database.

## tc\_system

Name	Arguments	Description
tc_error	integer: error_code string: error_message	Checks if an error occurred, then returns an error code and message.
tc_reset_error	None	Resets the error handling in the Thermo-Calc subsystem
tc_compute_equilibrium	None	Executes the COMPUTE_EQULIBRIUM command in POLY-3
tc_component_status	string: status string: comp_name	Returns the status for component (comp) name. The status can be ENTERED or SUSPENDED.
tc_create_new_equilibrium	integer: eq_number	Create a new equilibrium with equilibrium number.
tc_define_components	string: new_components	Changes the set of components to those in new components.
tc_degrees_of_freedom	integer: number	Returns the degrees of freedom number in the system.
tc_delete_condition	string: condition_name	Deletes the named condition.
tc_delete_symbol	string: symbol_name	Deletes the named symbol.
tc_enter_constant	string: constant_name double: value	Enters a symbol of type CONSTANT with constant_name and value.
tc_enter_function	string: function_name string: function_expression	Enters a symbol of type FUNCTION with function_name and expression.
tc_enter_symbol	string: symbol_name string: symbol_type integer: argument_type integer: int_value double: double_value	Enters a named symbol and type (=CONSTANT, FUNCTION, TABLE or VARIABLE) with an argument type (=1 for integer, 2 for double or 3 for string).

Name	Arguments	Description
	string: char_value	
tc_enter_table	string: table_name string: table_expression	Enters a symbol of type TABLE with table_name and expression.
tc_enter_variable	string: variable_name double: value	Enters a symbol of type VARIABLE with variable_name and value.
tc_get_derivatives	string: phase string array: arr1 string array: arr2	Returns the Gibbs energy and the first and second derivatives with respect to site-fractions for phase. The array arr1 contains the Gibbs energy and the first derivatives and the array arr2 contains the second derivatives.
tc_get_surface_energy	Input parameters:  string with matrix phase name  string with precipitate phase name  integer index of dependent component in u-fractions (where component list is sorted alphabetically)  double with the temperature  array of doubles containing the u-fractions (where component list first is sorted alphabetically)  double with the molar volume of the matrix	 The list of components should be sorted alphabetically and special components (e.g VA) removed. See the <a href="#">ex06_interfacial_energy.m example</a> for more detail.  Retrieves the surface energy with unit J/m <sup>2</sup>

Name	Arguments	Description
	<p>phase</p> <p>double with the molar volume of the precipitating phase</p>	
<code>tc_get_value</code>	<p>string: expression</p> <p>double: value</p>	Retrieves the current value of any state variable, function or variable set in expression.
<code>tc_list_component</code>	<p>integer: no_components</p> <p>string array: components</p>	Returns the number (no.) of components and a list of all components.
<code>tc_list_conditions</code>	<p>integer: no_conditions</p> <p>string array: conditions</p>	Returns the number (no.) of conditions and a list of all conditions.
<code>tc_list_phase</code>	<p>integer: no_phases</p> <p>string array: phases</p>	Returns the number (no.) of phases and a list of all phases.
<code>tc_list_species</code>	<p>integer: no_species</p> <p>string array: species</p>	Returns the number (no.) of species and a list of all species.
<code>tc_list_symbols</code>	<p>integer: no_symbols</p> <p>string array: symbols</p>	Returns the number (no.) of symbols and a list of all defined symbols.
<code>tc_phase_status</code>	<p>string: status</p> <p>string: phase_name</p>	Returns the status for the named phase.
<code>tc_select_equilibrium</code>	<p>integer: eq_number</p>	Command to switch to another set of conditions and equilibria. The desired set of conditions and equilibria are indicated by its equilibrium (eq) number.
<code>tc_set_component_status</code>	<p>string: comp_name</p> <p>string: status</p>	Sets the status (ENTERED or SUSPENDED) for a named component.

Name	Arguments	Description
<code>tc_set_condition</code>	string: expression double: value	Sets a condition for expression to value.
<code>tc_set_minimization</code>	string: flag	Turns global minimization on or off by setting the string flag to on or off.
<code>tc_set_phase_addition</code>	string: phase_name double: value	Command to add a value to the Gibbs energy expression of a named phase.
<code>tc_set_phase_status</code>	string: phase_name string: status double: value	Sets status (ENTERED, DORMANT, FIXED or SUSPENDED) to a named phase. A value is to set for status ENTERED and FIXED.
<code>tc_set_start_value</code>	string: name double: value	Sets a start value for a state variable name.
<code>tc_species_status</code>	string: status string: species_name	Returns the status for a named species.

## tc\_util

Name	Arguments	Description
<code>tc_check_error</code>	string:	Checks for errors and resets them. It is a combination of <code>tc_error</code> and <code>tc_reset_error</code> .
<code>tc_define_system</code>	string: database_name string: element_names string: reject_phases string: restore_phases	Define a system with a named database, element names, phases to reject and phases to restore.
<code>tc_prompt</code>	string: tprompt integer: defval	Prompt to input an integer value.
<code>tc_promptr</code>	string: tprompt double: defval	Prompt to input a double value.
<code>tc_prompts</code>	string: tprompt string: defval	Prompt to input a string.
<code>tc_promptsn</code>	string: tprompt string array: defval	Prompt to input a string array.



## tc\_ges5

Name	Arguments	Description
<code>tc_enter_ges5_parameter</code>	<code>string: parameter_name</code> <code>string: parameter_expression</code>	Enters a named parameter in parameter_expression.
<code>tc_ges5_command</code>	<code>string: command</code>	Sends a command to the GES5 monitor.
<code>tc_get_ges5_parameter</code>	<code>string: parameter_expression</code> <code>string: parameter_name</code>	Returns a parameter_expression for parameter_name.

## dic\_dictra



A Diffusion Module (DICTRA) license is required to use these commands.

Name	Arguments	Description
<code>dic_command</code>	string: command	Sends a command to the DICTRA module.
<code>dic_convert_sitefractions</code>	double array: new_fractions string: phase_name double array: sitefractions integer: fraction_type	Convert site fractions in for a named phase. Set new fractions and fraction type=1, 2, 3 return mole-, mass- or u-fractions, respectively.
<code>dic_get_independent_component</code>	integer: no_idepc string array: comp_names string region_name	Returns the number (no.) of independent components (idepc) and a list of component names for a named region.
<code>dic_list_profile</code>	integer: no_gridpoints integer: no_sitefractions double: sitefractions double array: gridpoints string: region_name string: phase_name	Returns a stored profile for a named phase and region.
<code>dic_list_timesteps</code>	integer: no_timesteps double array: timesteps	Returns the number (no.) of time steps and a list of time steps.
<code>dic_read_workspace</code>	string: file_name	Reads the stored simulation file name.
<code>dic_region_info</code>	integer: no_gridpoints double: region_size double: start_coordinate string: region_name	Returns information about the named region: the size of the region, number (no.) of grid points and value of the first (start) coordinate.

---

Name	Arguments	Description
<code>dic_save_workspace</code>	string: <code>file_name</code>	Saves a simulation file to a new name.
<code>dic_select_timestep</code>	integer: <code>time_step</code>	Selects a time step from a stored simulation file.
<code>dic_simulate_reaction</code>	None	Start the simulation.